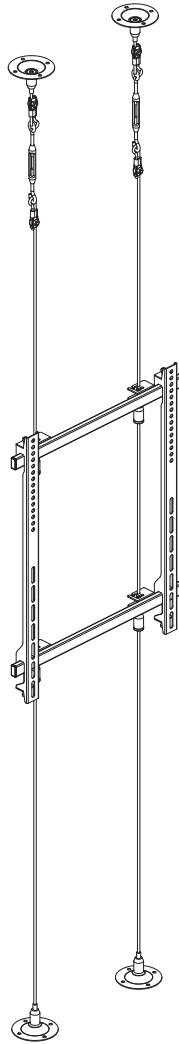


INSTALLATION GUIDE

GKD-8074








Support 42" to 75" Screen Size
Max Load Capacity: 66lbs (30 kg) Per Screen
VESA: 400x600mm compatible







▲ WARNING

- Be sure to read this entire manual thoroughly and you fully understand all the instructions and warning before attempting to begin your installation.
- This product should only be installed by someone who has a basic knowledge of building construction, installations and fully understands these instructions.
- Always have someone assist you to lift and position your equipment.
- Tighten screws and bolts firmly, but do not over tighten. Over tightening can damage the items and greatly reduce their ability to hold. Please refer to suggested torque values where applicable in these instructions.







Parts list

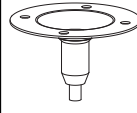
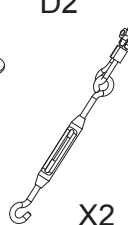
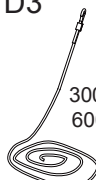

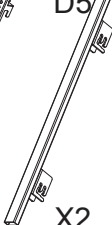
A1	A2	A3	A4	A5	A6	A7
M5X15	M6X15	M8X25	Ø16XØ6.2X1.5	M8X45	Ø16XØ8.2X1.5	Ø13XØ8.2X13
						
X4	X4	X4	X4	X4	X4	X4

X1

B1	B2	B3	B4
	Lag bolt 6mm 	Ø16xØ6.2x1.5 	Anchor Ø6x50 
X2	X8	X8	X8

X2

C1	C2	C3	C4	C5	C6
					
X1	X4	X4	X4	X1	X4

D1	D2	D3	D4	D5
				
X4	X2	X2 3000mm/ 6000mm	X2	X2

Installation

